

TIMES MICROWAVE SYSTEMS

TC-400-716FC (stock code: 3190-376)

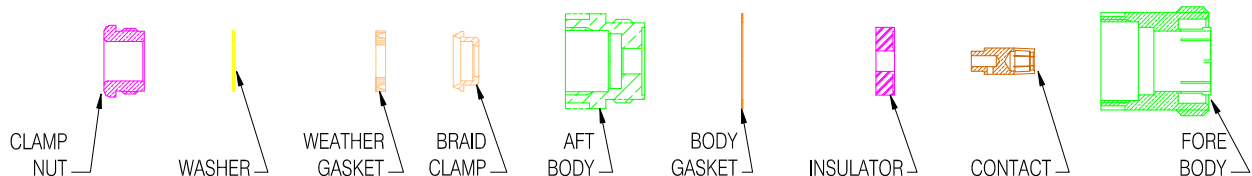
Type 716 DIN-Female Plug 2008/04

Solder-on center contact

Clamp-on outer contact

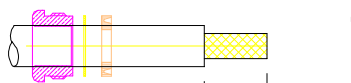
INSTALLATION INSTRUCTIONS

(Cable Types: LMR-400, 400DB, 400FR, 400ULTRAFLEX, 400LLPL)



1.A) Slide the clamp nut, washer, and weather gasket onto the cable.

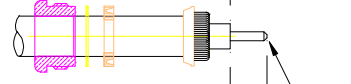
Cut jacket to dimension. Be sure v-groove faces away from clamp nut as shown.



1/2"

2.A) Slide braid clamp over braid, insure clamp seats squarely against cut end of jacket.

B) Form braid wires smoothly over clamp as shown and trim excess braid even with shoulder.



3/16"

C) Cut conductor and dielectric to dimensions.

D) Remove residual plastic from center conductor.

E) Deburr center conductor using a fine file or Times DBT-01 tool.

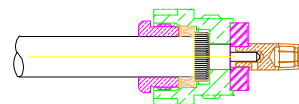


1/4"

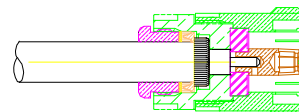
CHMF

3.A) Insert assembly into Aft Body, insure braid clamp is seated. Torque clamp nut to 60~65 in*lbs.

B) Place insulator into position. Seat firmly against body and soft solder center contact. Use minimal heat to minimize melting of foam dielectric.



4.A) Place body gasket onto aft body and Insert assembly into fore body and torque to 120~130 in*lbs.



rev B