

**TIMES** MICROWAVE SYSTEMS

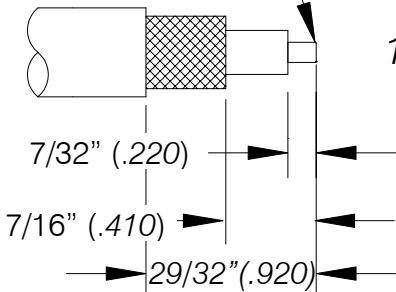
## TC-600-TM-RP (stock code: 3190-1064) Type TNC-Male Plug Reverse Polarity (female pin)

Solder-on center contact  
Crimp-on (.610" hex.) outer contact

### INSTALLATION INSTRUCTIONS

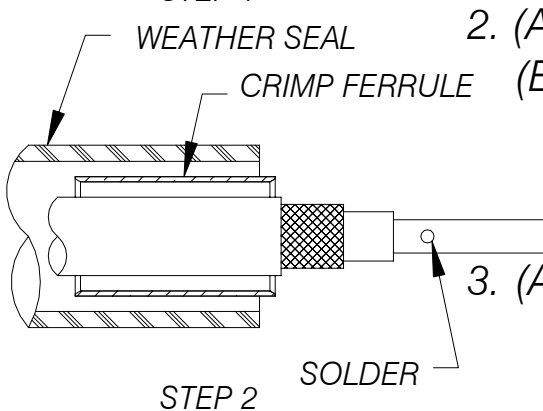
(Cable Types: LMR-600; 600 DB; 600 FR; 600 Ultraflex; 600 LLPL )

SLIGHT CHAMFER



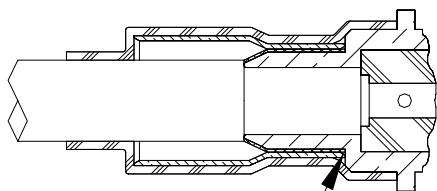
STEP 1

1. (A) Trim cable to dimensions shown.  
(B) Remove any residual plastic from center conductor.  
(C) Deburr center conductor using a fine file or Times DBT-01 tool.  
(D) Avoid nicking aluminum tape or center conductor.



STEP 2

2. (A) Slide weather seal and crimp ferrule over cable.  
(B) Seat center contact firmly against cable dielectric and solder cable to conductor. Use minimal heat to minimize melting of foam dielectric.



STEP 3

3. (A) Flare braids and insert cable into connector body until dielectric is seated with all braid wires on outside of connector body.  
(B) Braid should assemble flush to within 1/16" (.06) of connector shoulder.  
(C) Slide crimp ferrule over braid and crimp as close to body as possible using hex.die indicated in a Times HX-4 crimp tool or equivalent. Do not crimp rear of crimp ferrule.  
(D) Heat shrink weather seal over rear of connector body and down on to cable jacket using hot air gun.