

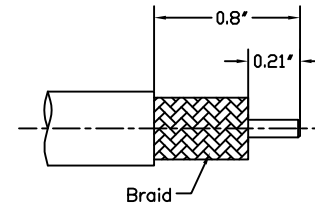
3 1 9 0 - 6 0 7 7

TC-400-NMC-2
3190-6077

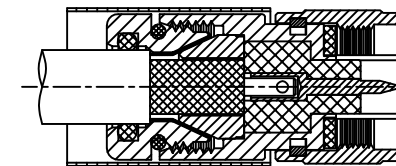
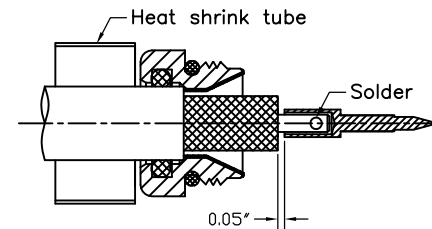
Type N Male (Plug) Straight Solder Pin
Clamp Connector for LMR-400 Cable

Made in China

Installation Instruction



Recommended cable
stripping dim's



- Trim cable to dimensions shown. Be careful to avoid nicking the braid.
 - Remove any residual plastic from center conductor.
 - Deburr center conductor using a fine file or Times DBT-U tools.
 - Avoid nicking aluminum tape or center conductor.
- Put on the heat shrink tube.
 - Put on the clamp.
 - Turn over the braid.
 - Put on the inner conductor and solder it.
- Put on the connector head.
 - Keep the clamp steady, screw the connector head onto the clamp tightly.
Recommended torque is 10N.m.
 - Heat shrink tube over rear of connector body and down on to cable jacket using hot air gun.