

# TIMES

MICROWAVE SYSTEMS

P.O Box 5039  
Wallingford, CT 06492-5039 USA  
Tel. (203) 949-8400  
Fax. (203) 949-8423

**Connector EIA 7/8" for cable LMR 600  
PN 3190-1373**

OF 20838

**Made in Brazil**

# TIMES

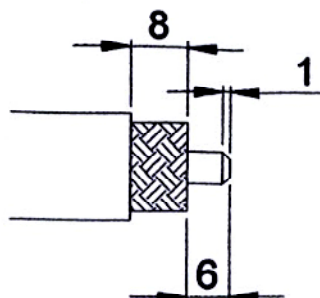
MICROWAVE SYSTEMS

## Installation Instruction for connectors

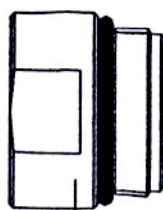
EIA 7/8" for cable LMR 600

### Recommended tools:

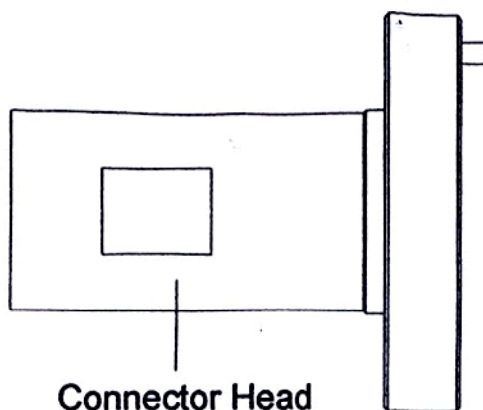
Hacksaw  
File  
Wrenches 1" (2)



Dimension in mm



Backnut



Connector Head

### 1. Cable Trimming.

- 1.1. Strip cable as shown.
- 1.2. Remove the burr from cable's inner conductor.

### 2. Connector assembly.

- 2.1. Lubricate the cable with the provided grease.
- 2.2. Slide back nut onto cable.
- 2.3. Open the braid from the center to the outside direction.
- 2.4. Spin the backnut clockwise. Using the open end wrenches, torque the backnut without rotating the connector head to the point the connector doesn't rotate over the cable anymore.

**(Important : Push the connector head against the cable and hold it firm while spinning the back nut.)**