



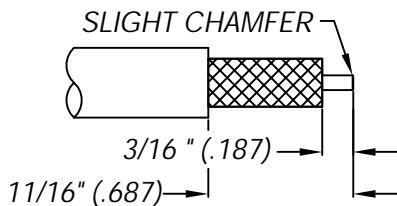
TIMES MICROWAVE SYSTEMS

EZ-400-FM-75 (stock code: 3190-952)

Type F-Male Plug
non-solder center contact
crimp-on (.429" hex.) outer contact

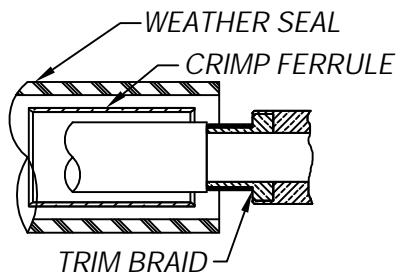
INSTALLATION INSTRUCTIONS

(Cable Types: LMR-400-75 and variants)



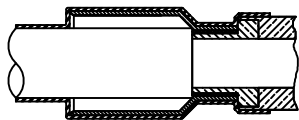
STEP 1

1. (A) Trim cable to dimensions shown using a razor knife.
(B) Remove any residual plastic from center conductor.
(C) Deburr center conductor using a fine file.



STEP 2

2. (A) Slide weather seal and crimp ring over cable.
(B) Flare braid and insert cable into connector body until dielectric is seated with all braid wires on outside of connector body and aluminum tape inside connector body.
(C) Trim excess braid flush to shoulder on connector.



STEP 3

3. (A) Slide crimp ring over braid and crimp as close to body as possible using a .429 hex. die in a Times HX-4 crimp tool or equivalent. Do not crimp rear of crimp sleeve.
(B) Heat shrink weather seal over rear of connector body and down on to cable jacket using hot air gun.