

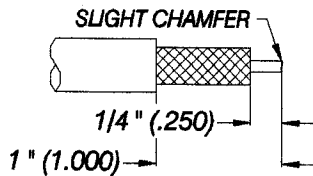


EZ-600-UM (stock code: 3190-615)

Type UHF-Male Plug
 Non-solder center contact
 crimp-on (.610" hex.) outer contact

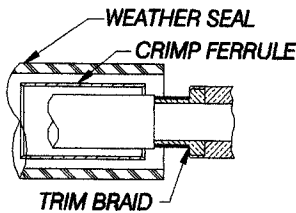
INSTALLATION INSTRUCTIONS

(Cable Types: LMR-600; 600DB; 600 FR; 600 PVC)



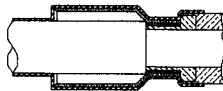
STEP 1

1. (A) Trim cable to dimensions shown using a razor knife.
- (B) Remove any residual plastic from center conductor.
- (C) Deburr center conductor using a fine file or Times DBT-01 tool.



STEP 2

2. (A) Slide weather seal and crimp ring over cable.
- (B) Insert cable into connector body until dielectric is fully seated and center conductor is inserted fully into connector center pin.
- (C) Trim excess braid flush to shoulder on connector body.



STEP 3

3. (A) Slide crimp ring over braid and crimp as close to body as possible using a .610 hex. die in a Times HX-4 crimp tool or equivalent. Do not crimp rear of crimp sleeve.
- (B) Heat shrink weather seal over rear of connector body and down on to cable jacket using hot air gun.