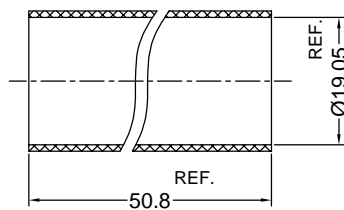
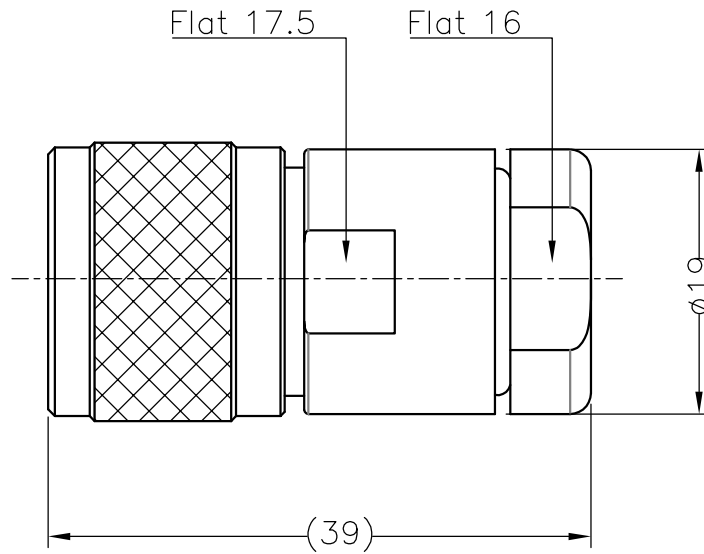
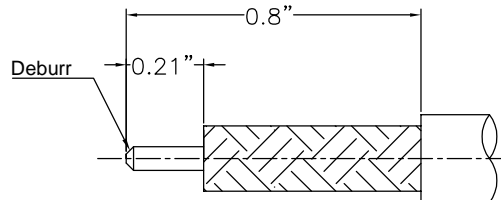


NOTICE OF PROPRIETARY RIGHTS THIS DOCUMENT CONTAINS CONFIDENTIAL DATA, INCLUDING TRADE SECRETS, PROPRIETARY TO TIMES MICROWAVE SYSTEMS. DISCLOSURE OF THIS DATA IS EXPRESSLY CONDITIONED UPON YOUR ASSENT THAT ITS USE IS LIMITED TO USE WITHIN YOUR COMPANY ONLY. ANY OTHER USE IS STRICTLY PROHIBITED WITHOUT THE PRIOR WRITTEN CONSENT OF TIMES MICROWAVE SYSTEMS.

SYM	REVISION DESCRIPTION	DFTM	DATE	APPD	APPD
A	RELEASED FOR PRODUCTION	Joslen	2015.03.24	TZ	2015.03.24
A1	MODIFY CABLE STRIP DIMEN'S	Joslen	2015/05/22	TZ	2015/05/22
B	MODIFY DESCRIPTION	Joslen	2017/01/28	TZ	2017/01/28



Heat Shrink Tube



RECOMMENDED CABLE STRIPPING DIM'S
Connector adds: 13.7 mm

I. MATERIALS & FINISHES

Components	Materials	Finishes	Thk. (μ")
Body	Brass	Nickel	200
Center Cont.	PB BRONZE	Gold	30
Insulator	PTFE	--	--
Gasket	Silicone	--	--
Nut	Brass	Nickel	200

II. ELECTRICAL PROPERTIES

Impedance (Ω):	50
Frequency Range (GHz):	DC to 6 GHz
Working Voltage (V):	2500
Insulation Resistance (MΩ):	≥5000
VSWR:	≤1.30
Insertion Loss(dB, f/GHz):	-0.1x √f

III. ENVIRONMENT PROPERTIES

Temperature Range:	-55°C~+85°C
Thermal Shock:	MIL-STD 202G, Meth.107, Cond.B
Vibration:	MIL-STD 202G, Meth.204, Cond.B
Shock:	MIL-STD 202G, Meth.213, Cond I
Climatic Class:	IEC 60068 55/155/56
(2002/95/EC)RoHS:	Compliant

IV. MECHANICAL PROPERTIES

Center Cont.:	Solder
Outer Cont.:	Clamp
Coupling Nut Torque (N.m):	1.7
Cbl-Connector Retention Force (N):	500
Climatic Class:	IEC 60068 55/155/56
Durability (cycles):	500

V. TOOLING

Stripping Tool: N/A
Crimping Tool: N/A

Compatible with Standard: IEC 61169-16

MATL:	UNLESS OTHERWISE SPECIFIED			DFTM.	Joslen	TIMES MICROWAVE SYSTEMS
	ALL DIMENSIONS ARE IN mm MACHINED SURFACES FINISH 1.6 RMS MAX. REMOVE ALL BURRS 0.15X45° MAX. BREAK MACHINE CORNERS 0.15X45° D MAX. FILLET R. TOLERANCES ON DECIMALS .X ±0.3 .XX ±0.15 ANGLES ±2° FRACTIONS ± N/A			DATE	2017.01.28	
USED ON: O				CHKD	KG	TC-400-NMC-2 Type N Male (Plug) Straight Solder Pin Clamp Connector for LMR-400 Cable
				DATE	2017.01.28	
SCALE: N/A	DWG SIZE: A4	DO NOT SCALE DRAWING	CODE IDENT: 68999	APPD	TZ	S H T 1 OF 1 3190-6077 R E V B
				DATE	2017.01.28	