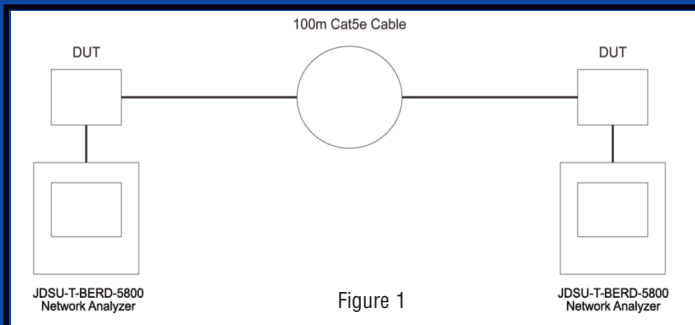




LP-POE-PT-1G-W, POE-W, DOE-W & PAE-W Data Line Over Voltage Protection

- IP67 Weatherized for outdoor use
- Tested to RFC2544 extended methods
- Meets Network Equipment Building System (NEBS) Level 3
- Excellent data integrity
- Lowest surge and energy throughput
- Lowest error rate
- Indoor version available



Lightning and Surge Protection for The 21st Century™

The Times-Protect® Data Line protector family utilizes a unique leading edge technology to provide surge protection at a level not previously available for twisted pair Cat 5e and Cat 6 cables. The LP-POE-PT-1G-W, POE-1G-W, DOE-1G-W and PAE-100-W have been tested to RFC2544 extended test methods as illustrated in Figure 1. The surge protection performance of this product family surpasses the performance of other available competitive products by a wide margin. The maximum surge rating for these products is only limited by the RJ-45 connector surge voltage and current handling capability.

LP-POE-PT-1G-W GIGABIT POWER OVER ETHERNET (DC PASS-THROUGH)

- Protection for applications where DC is already present
- Surge Protection per IEEE 802.3at for Gigabit PoE, Modes A & B
- Pins protected to chassis ground: All pins

LP-POE-1G-W GIGABIT POWER OVER ETHERNET (DC INJECTOR)

- Protection for applications requiring 48-60Vdc injection
- Surge Protection per IEEE 802.3at for Gigabit PoE, Modes A & B
- Pins protected to chassis ground: All pins

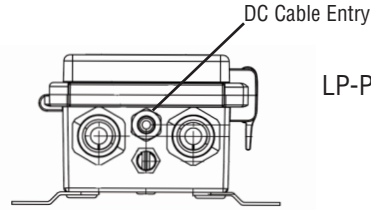
LP-DOE-1G-W 1000 BASE-T ETHERNET DATA

- Protection for Gigabit Data applications
- Surge Protection per IEEE 802.3ab
- Pins Protected to chassis ground: All pins

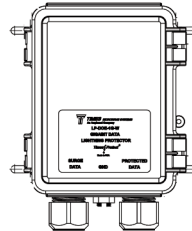
LP-PAE-100-W 100 BASE-T POWER OVER ETHERNET

- Protection for 10/100 Base-T
- Surge Protection per IEEE 802.3at, Mode B
- Data Pin Pairs (1-2) (3-6) DC Pin Pairs (4-5) (7-8)

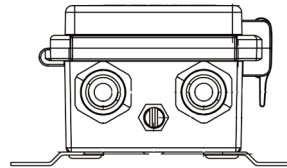
Data Test Method: Extended RFC2544 Test	
Protected pins to chassis:	All pins
Maximum discharge current: 300A, 10/1000uS, Telcordia GR-1089 5kA 8/20uS per IEC 61000-4-5	
Repetitive discharge: 100A, 10/1000uS, Telcordia GR-1089 (10 cycles max) 3kA 8/20uS per IEC 61000-4-5	
Impedance:	100 Ohms nominal
Mechanical	
Connector Type:	RJ45 jack shielded
Dimensions With Mounting HDWR:	6.1" x 5.4" x 3.1"
Weight:	11 oz.
Mounting:	pole or panel
Environmental	
Operating Temperature:	-40° - +65° C
Relative humidity:	0 to 90% non-condensing
RoHS:	Compliant
Weatherization:	IP-65



LP-POE-1G-W



LP-POE-PT-1G-W
LP-POE-1G-W
LP-DOE-1G-W
LP-PAE-100-W



LP-POE-PT-1G-W
LP-DOE-1G-W
LP-PAE-100-W

Performance Specifications	LP-POE-PT-1G-W	LP-POE-1G-W	LP-DOE-1G-W	LP-PAE-100-W
Application:	PoE IEEE 802.3at Modes A&B, 1Gb (DC PASS-THROUGH)	PoE IEEE 802.3at Modes A&B, 1Gb (INJECTOR)	Gigabit Ethernet IEEE 802.3ab, 1Gb	10/100 Base-T PoE IEEE 802.3at Mode B
DC Connector Type:	N/A	OST EDSTLZ 1150/2	N/A	N/A
Data Rate:	1000 Mbps	1000 Mbps	1000 Mbps	100 Mbps
Protected Pin Pairs:	(1-2) (3-6) (4-5) (7-8)	(1-2) (3-6) (4-5) (7-8)	(1-2) (3-6) (4-5) (7-8)	(1-2) (3-6)
DC Pin Pairs Line:	(1-2) (4-5)	(1-2) (4-5)	N/A	(4-5)
DC Pin Pairs Return:	(3-6) (7-8)	(3-6) (7-8)	N/A	(7-8)
DC Voltage:	+/-48VDC nominal +/-60VDC max	+/-48VDC nominal +/-60VDC max	N/A	+/-48VDC nominal +/-60VDC max
Maximum DC Current	600mA	600mA	N/A	600mA
Surge Let Through Voltage 100A 10/1000us Input Current Wave Shape	<100V L-L <50V L-G	<30V L-L (Data) <15V L-G (Data) <100V L-R (DC) <50V L-R (DC)	<30V L-L <15V L-G	<30V L-L (Data) <15V L-G (Data) <100V L-R (DC) <50V L-R (DC)



World Headquarters: 358 Hall Avenue, Wallingford, CT 06492 • Tel: 203-949-8400, 1-800-867-2629 • Fax: 203-949-8423

International Sales: +1 203-949-8503 • +1 800-867-2629

China Sales: No. 318 Yuan Shan Road, Shanghai 201108 China • Tel: 86-21-51761234 • Fax: 86-21-64424098

www.timesmicrowave.com

LP-DOE 06/17